



COOL TOP

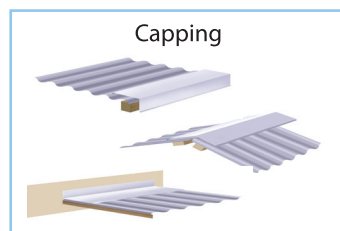
Quality PVC Corrugated Sheeting



- Ultra Cool Non-Metal Roofing
- Non Corrosive PVC Sheeting
- Chemical Resistance
- Temperature Working Range: -10°C to 50°C



Accessories



OneShot® & Clearfix, a choice in fixing, Self Drilling 50 mm Screws save up to 50% on installation time.

Product Warranty

Full warranty terms and conditions available from:
www.palram.com.au

Safety

Never walk directly on COOL TOP, or any other Polycarbonate/PVC sheets. Use a board placed across at least 3 purlins to spread the load.

Handling and Storage

- Store sheets on a flat surface in a well-protected and shaded area out of direct sunlight.
- Sheets stacked / stored in the sun will be affected by heat build-up and possible distortion. Any damage caused by this will void the warranty.
- Take care to avoid moisture build up between stored sheets which can cause possible whitening of the sheets.
- Sheets may be cleaned with warm soapy water and a soft sponge. Hose down thoroughly – ensure all possible safety precautions are taken.

Product

Color	Non light transmitting: White, Beige		
Thickness (mm)	1.0		
Width (mm)	660	Cover	535
Profile	76/18		

Installation Guidelines

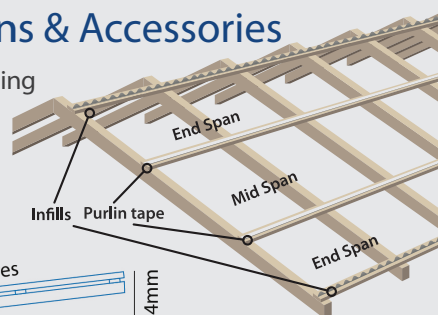
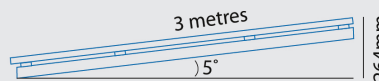
Step 1 - Purlins & Accessories

Maximum Purlin Spacing

Profile: Corrugated

End Span: 750 mm

Mid Span: 1000 mm



Note: Insure that your roof pitch is at least 5°.

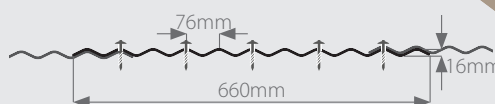
Step 2 - Fixings

Profile: Corrugated

End Span: every 2nd

Mid Span: every 3rd

Overlap: Corrugated - 2 Corrugations





Prevailing wind direction

Step 3 - Capping & Flashings for various installations

APEX ROOF -

Fit ridge capping to top of ridge where sheet meet and screw fix into top purlin.



AGAINST A WALL/FASCIA - Fit Barge capping to edge of sheet and apron flashing at the wall or fascia. Secure using recommended fixing screws.



UNDER A GUTTER - Fit Back Channel to fascia, slide sheet into channel and screw/fix, push foam in fill to underside of sheeting.



PALRAM SA/NT
517A Cross Keys Road
Cavan SA 5094
Tel: (08) 8262 2288
Fax: (08) 8262 3388
salessa@palram.com

PALRAM NSW/ACT
Unit 2, 26 Redfern St.
Wetherill Park, NSW 2164
Tel: (02) 8788 6100
Fax: (02) 8788 6199
salesnsw@palram.com

PALRAM QLD
Unit 9C / 380 Bilsen Road
Geebung QLD 4034
Tel: (07) 3172 5581
Fax: (07) 3172 5516
salesqld@palram.com

PALRAM VIC/TAS
34 Buys Court
Derrimut VIC 3030
Tel: (03) 9219 4444
Fax: (03) 9219 4455
salesvic@palram.com

PALRAM WA
74 Christable Way
Landsdale WA 6065
Tel: (08) 9302 4173
Fax: (08) 9302 5287
saleswa@palram.com



604885 - 08.2022

In as much as Palram Industries has no control over the use to which others may put the material, it does not guarantee that the same results as those described herein will be obtained. Each user of the material should make his own tests to determine the material's suitability for his own particular use. Statements concerning possible or suggested uses of the materials described herein are not to be construed as constituting a license under any Palram Industries patent covering such use or as recommendations for use of such materials in the infringement of any patent. Palram Industries or its distributors cannot be held responsible for any losses incurred through incorrect installation of the material. In accordance with our company policy of continual product development you are advised to check with your local Palram Industries supplier to ensure that you have obtained the most up to date information.

©1996-2011 PALRAM Industries Ltd. | Company and product names are trademarks of PALRAM Industries Ltd.

